

Women's Sizing Chart for Hawaiian Shirt

SIZING CHART

LSL STRETCH WOVEN SHORT SLEEVE

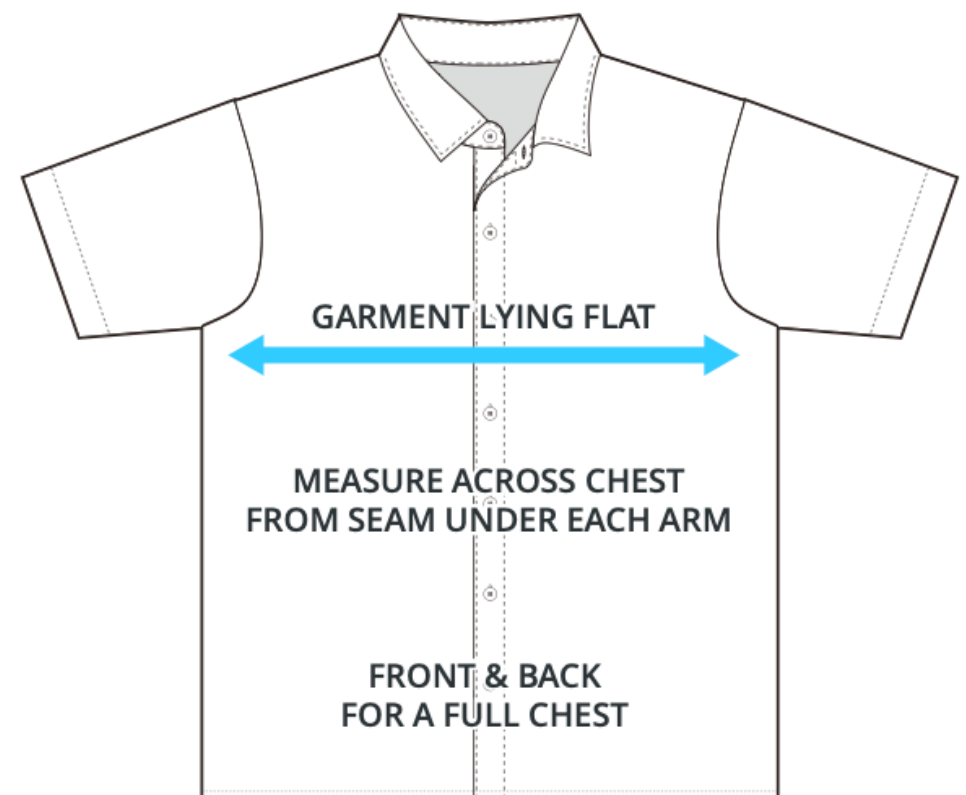
Part #: AW-DRS-210

ADULT SIZING

SIZING CHART(inches)	6	8	10	12	14	16
Front length (HSP)	24.80	25.59	27.17	28.35	29.53	30.31
1/2 Chest	18.11	18.90	20.47	21.26	23.23	25.59

SIZING CHART(cm)	6	8	10	12	14	16
Front length (HSP)	63.00	65.00	69.00	72.00	75.00	77.00
1/2 Chest	46.00	48.00	52.00	54.00	59.00	65.00

HALF CHEST
FULL CHEST



To find your size, compare measurements with a similar garment that fits you well.



SENSIBLE GEAR™

CLOTHING FOR EVERYDAY WEAR AND TEAR

Men's and Youth Sizing Chart for Hawaiian Shirt

SIZING CHART

LSL STRETCH WOVEN SHORT SLEEVE

Part #: AW-DRS-110

ADULT SIZING

SIZING CHART(inches)	S	M	L	XL	2XL	3XL	4XL	5XL
Back length (From CB)	30.31	31.89	32.68	34.25	34.65	35.63	35.83	36.22
1/2 Chest	21.65	23.03	24.41	25.79	27.95	30.12	32.09	34.06

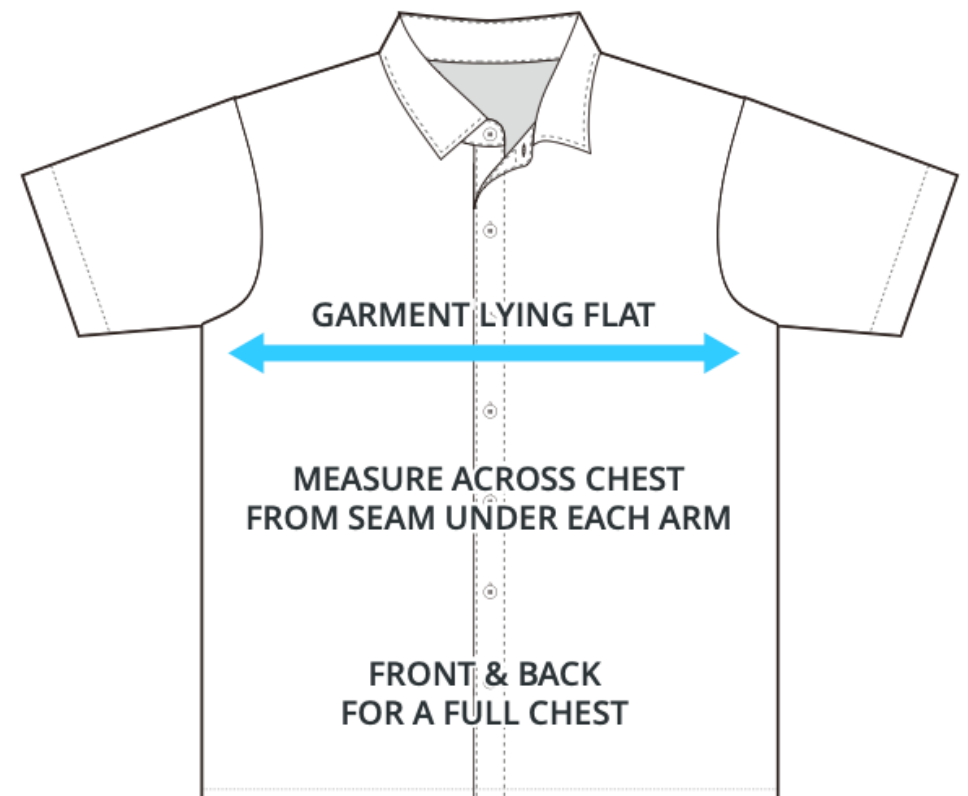
SIZING CHART(cm)	S	M	L	XL	2XL	3XL	4XL	5XL
Back length (From CB)	77.00	81.00	83.00	87.00	88.00	90.50	91.00	92.00
1/2 Chest	55.00	58.50	62.00	65.50	71.00	76.50	81.50	86.50

YOUTH SIZING

SIZING CHART(inches)	YXL
Back length (From CB)	29.13
1/2 Chest	20.47

SIZING CHART(cm)	YXL
Back length (From CB)	74.00
1/2 Chest	52.00

HALF CHEST
FULL CHEST



To find your size, compare measurements with a similar garment that fits you well.



SENSIBLE GEAR™
CLOTHING FOR EVERYDAY WEAR AND TEAR

Women's Sizing Chart for Polo

SIZING CHART

BREEZE HALF SLEEVE STRETCH POLO

Part #: AW-PLS-205

ADULT SIZING

SIZING CHART(inches)	XS	S	M	L	XL	2XL	3XL	4XL
1/2 Chest	17.72	18.90	20.08	21.26	22.83	24.41	25.98	27.56
Front length (HSP)	25.79	26.57	27.36	28.15	28.94	29.72	30.51	31.30
Back length (HSP)	25.79	26.57	27.36	28.15	28.94	29.72	30.51	31.30

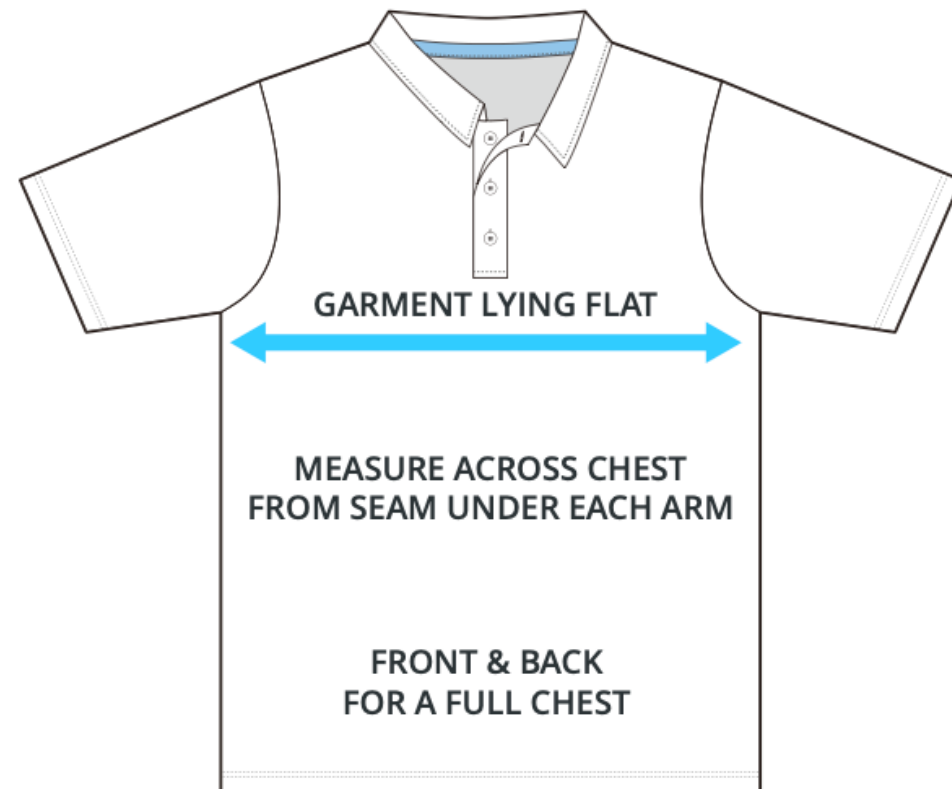
SIZING CHART(cm)	XS	S	M	L	XL	2XL	3XL	4XL
1/2 Chest	45.00	48.00	51.00	54.00	58.00	62.00	66.00	70.00
Front length (HSP)	65.50	67.50	69.50	71.50	73.50	75.50	77.50	79.50
Back length (HSP)	65.50	67.50	69.50	71.50	73.50	75.50	77.50	79.50

GIRLS SIZING

SIZING CHART(inches)	GS	GM	GL
1/2 Chest	15.35	16.14	16.93
Front length (HSP)	21.65	23.23	24.80
Back length (HSP)	21.65	23.23	24.80

SIZING CHART(cm)	GS	GM	GL
1/2 Chest	39.00	41.00	43.00
Front length (HSP)	55.00	59.00	63.00
Back length (HSP)	55.00	59.00	63.00

**HALF CHEST
FULL CHEST**



To find your size, compare measurements with a similar garment that fits you well.



SENSIBLE GEAR™
CLOTHING FOR EVERYDAY WEAR AND TEAR

Men's and Youth Sizing Chart for Polo

SIZING CHART

BREEZE SHORT SLEEVE STRETCH POLO

Part #: AW-PLS-105

ADULT SIZING

SIZING CHART(inches)	S	M	L	XL	2XL	3XL	4XL	5XL
1/2 Chest	20.87	22.05	23.23	24.80	26.77	28.74	30.71	32.68
Front length (HSP)	27.56	28.74	29.92	31.10	31.89	32.68	33.46	34.25
Back length (HSP)	27.56	28.74	29.92	31.10	31.89	32.68	33.46	34.25

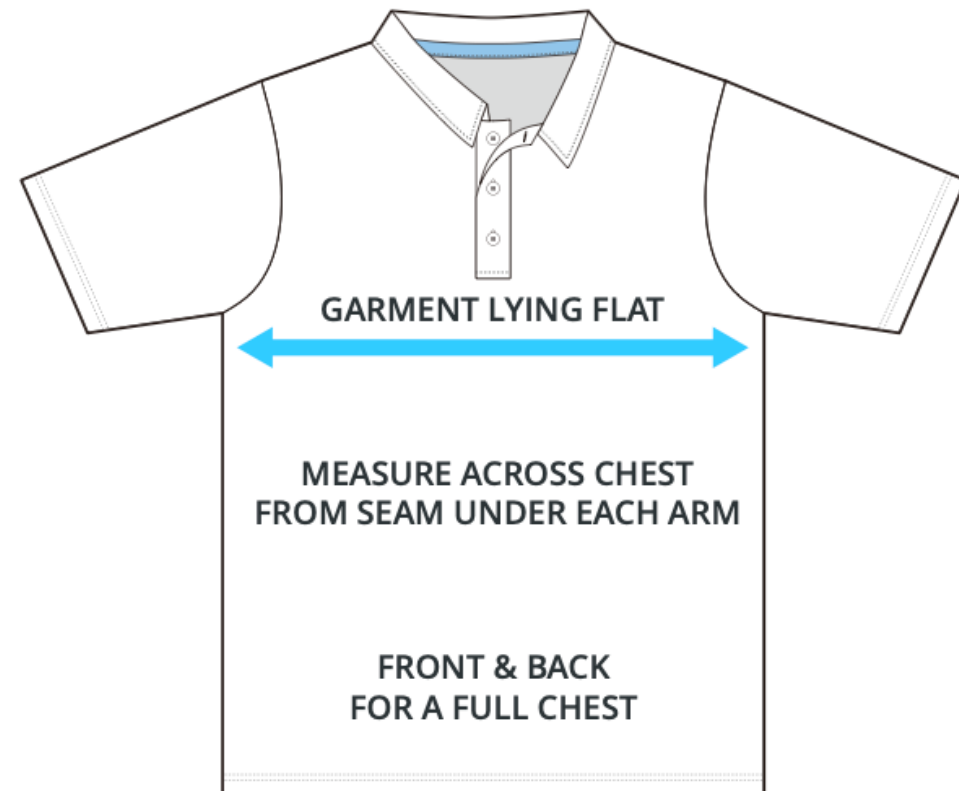
SIZING CHART(cm)	S	M	L	XL	2XL	3XL	4XL	5XL
1/2 Chest	53.00	56.00	59.00	63.00	68.00	73.00	78.00	83.00
Front length (HSP)	70.00	73.00	76.00	79.00	81.00	83.00	85.00	87.00
Back length (HSP)	70.00	73.00	76.00	79.00	81.00	83.00	85.00	87.00

YOUTH SIZING

SIZING CHART(inches)	YXS	YS	YM	YL	YXL
1/2 Chest	14.96	16.14	17.32	18.50	19.69
Front length (HSP)	19.69	21.26	22.83	24.41	25.98
Back length (HSP)	19.69	21.26	22.44	24.41	26.38

SIZING CHART(cm)	YXS	YS	YM	YL	YXL
1/2 Chest	38.00	41.00	44.00	47.00	50.00
Front length (HSP)	50.00	54.00	58.00	62.00	66.00
Back length (HSP)	50.00	54.00	57.00	62.00	67.00

HALF CHEST
FULL CHEST



To find your size, compare measurements with a similar garment that fits you well.



SENSIBLE GEAR™
CLOTHING FOR EVERYDAY WEAR AND TEAR

Women's Sizing Chart for Long Sleeve/Short Sleeve/Tank/Hoodie/ and 1/4 Zip

SIZING CHART

POWER SHORT SLEEVE CREW NECK

Part #: AW-TSS-210

ADULT SIZING

SIZING CHART(inches)	XS	S	M	L	XL	2XL	3XL	4XL
1/2 Chest	17.72	18.90	20.08	21.26	22.83	24.41	25.98	27.56
Front length (HSP)	25.79	26.57	27.36	28.15	28.94	29.72	30.51	31.30
Back length (HSP)	25.79	26.57	27.36	28.15	28.94	29.72	30.51	31.30

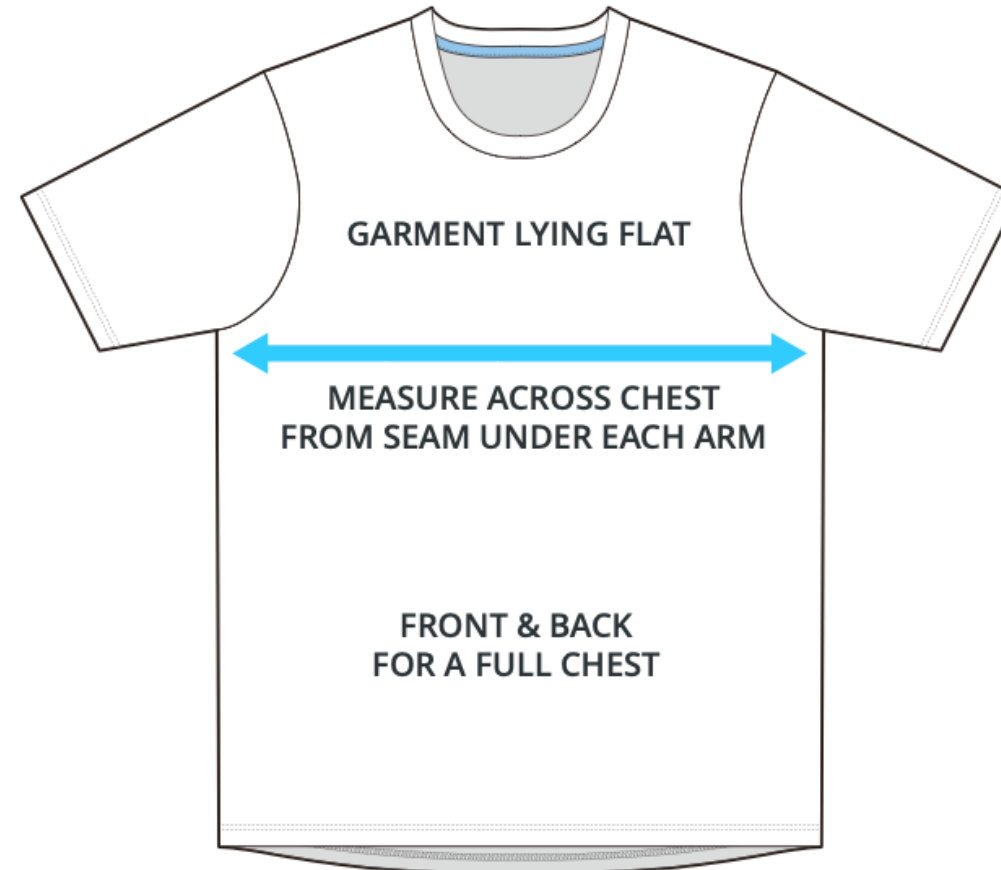
SIZING CHART(cm)	XS	S	M	L	XL	2XL	3XL	4XL
1/2 Chest	45	48	51	54	58	62	66	70
Front length (HSP)	65.5	67.5	69.5	71.5	73.5	75.5	77.5	79.5
Back length (HSP)	65.5	67.5	69.5	71.5	73.5	75.5	77.5	79.5

GIRLS SIZING

SIZING CHART(inches)	GS	GM	GL
1/2 Chest	15.35	16.14	16.93
Front length (HSP)	21.65	23.23	24.80
Back length (HSP)	21.65	23.23	24.80

SIZING CHART(cm)	GS	GM	GL
1/2 Chest	39	41	43
Front length (HSP)	55	59	63
Back length (HSP)	55	59	63

HALF CHEST
FULL CHEST



To find your size, compare measurements with a similar garment that fits you well.



SENSIBLE GEAR™
CLOTHING FOR EVERYDAY WEAR AND TEAR

Men's and Youth Sizing Chart for Long Sleeve/Short Sleeve/Tank/Hoodie/ and 1/4 Zip

SIZING CHART

POWER LONG SLEEVE CREW NECK

Part #: AW-TSS-120

ADULT SIZING

SIZING CHART(inches)	S	M	L	XL	2XL	3XL	4XL	5XL
1/2 Chest	20.87	22.05	23.23	24.80	26.77	28.74	30.71	32.68
Front length (HSP)	27.56	28.74	29.92	31.10	31.89	32.68	33.46	34.25
Back length (HSP)	27.56	28.74	29.92	31.10	31.89	32.68	33.46	34.25

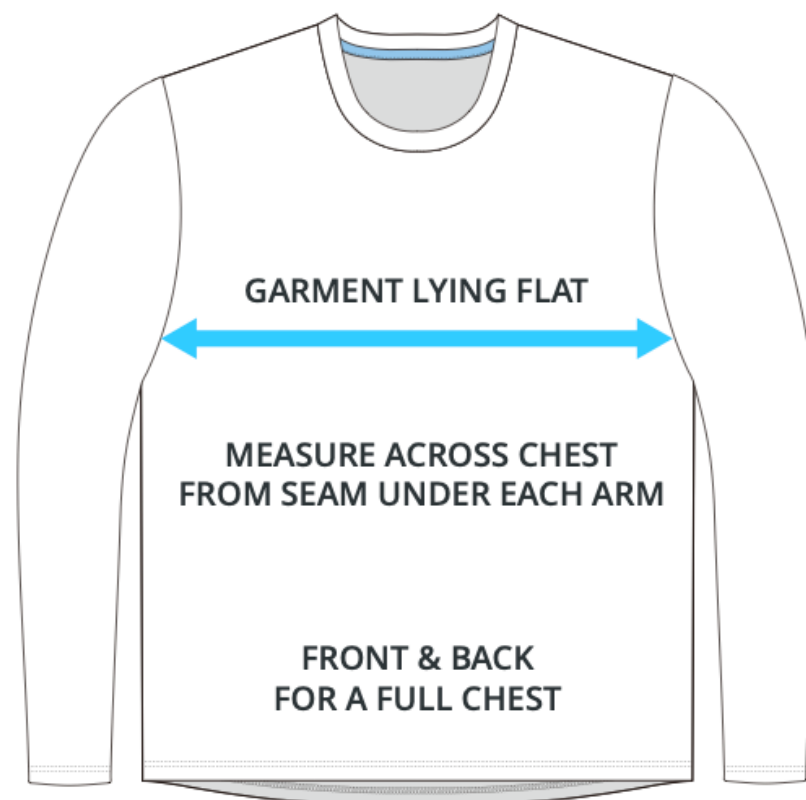
SIZING CHART(cm)	S	M	L	XL	2XL	3XL	4XL	5XL
1/2 Chest	53.00	56.00	59.00	63.00	68.00	73.00	78.00	83.00
Front length (HSP)	70.00	73.00	76.00	79.00	81.00	83.00	85.00	87.00
Back length (HSP)	70.00	73.00	76.00	79.00	81.00	83.00	85.00	87.00

YOUTH SIZING


SIZING CHART(inches)	YXS	YS	YM	YL	YXL
1/2 Chest	14.96	16.14	17.32	18.50	19.69
Front length (HSP)	19.69	21.26	22.83	24.41	25.98
Back length (HSP)	19.69	21.26	22.83	24.41	25.98

SIZING CHART(cm)	YXS	YS	YM	YL	YXL
1/2 Chest	38.00	41.00	44.00	47.00	50.00
Front length (HSP)	50.00	54.00	58.00	62.00	66.00
Back length (HSP)	50.00	54.00	58.00	62.00	66.00

HALF CHEST
FULL CHEST



To find your size, compare measurements with a similar garment that fits you well.



SENSIBLE GEAR™
CLOTHING FOR EVERYDAY WEAR AND TEAR

Women's Sizing Chart for Compression

SIZING CHART

COMPRESSION - TIGHT LONG SLEEVE

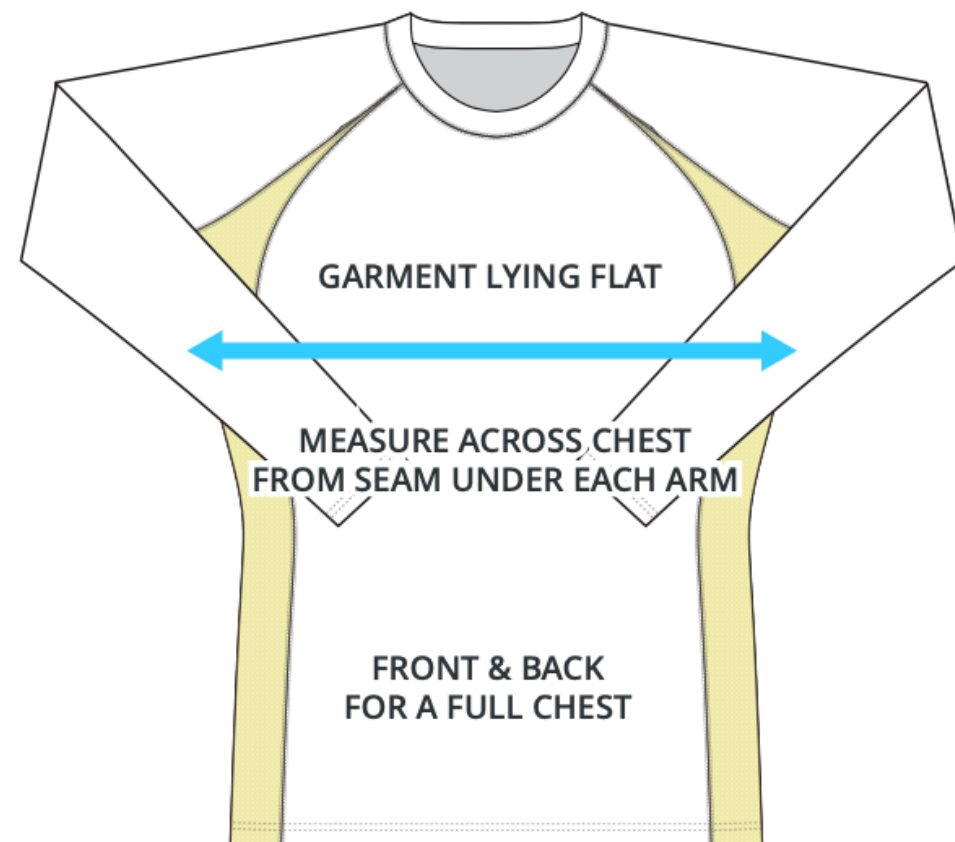
Part #: AW-CMPS-318

ADULT SIZING

SIZING CHART(inches)	2XS	XS	S	M	L	XL	2XL	3XL
1/2 Chest	14.57	15.35	16.14	17.32	18.50	19.69	20.87	22.05
Front length (HSP)	22.83	23.62	24.41	25.20	25.98	26.77	27.95	28.35

SIZING CHART(cm)	2XS	XS	S	M	L	XL	2XL	3XL
1/2 Chest	37.00	39.00	41.00	44.00	47.00	50.00	53.00	56.00
Front length (HSP)	58.00	60.00	62.00	64.00	66.00	68.00	71.00	72.00

HALF CHEST FULL CHEST



To find your size, compare measurements with a similar garment that fits you well.



SENSIBLE GEAR™
CLOTHING FOR EVERYDAY WEAR AND TEAR

Men's and Youth Sizing Chart for Compression

SIZING CHART

COMPRESSION - TIGHT LONG SLEEVE

Part #: AW-CMPS-118

ADULT SIZING

SIZING CHART(inches)	XS	S	M	L	XL	2XL	3XL	4XL
1/2 Chest	15.75	17.32	18.11	19.69	20.08	21.26	21.65	22.44
Front length (HSP)	24.41	25.20	25.98	27.17	27.95	28.35	28.94	29.72

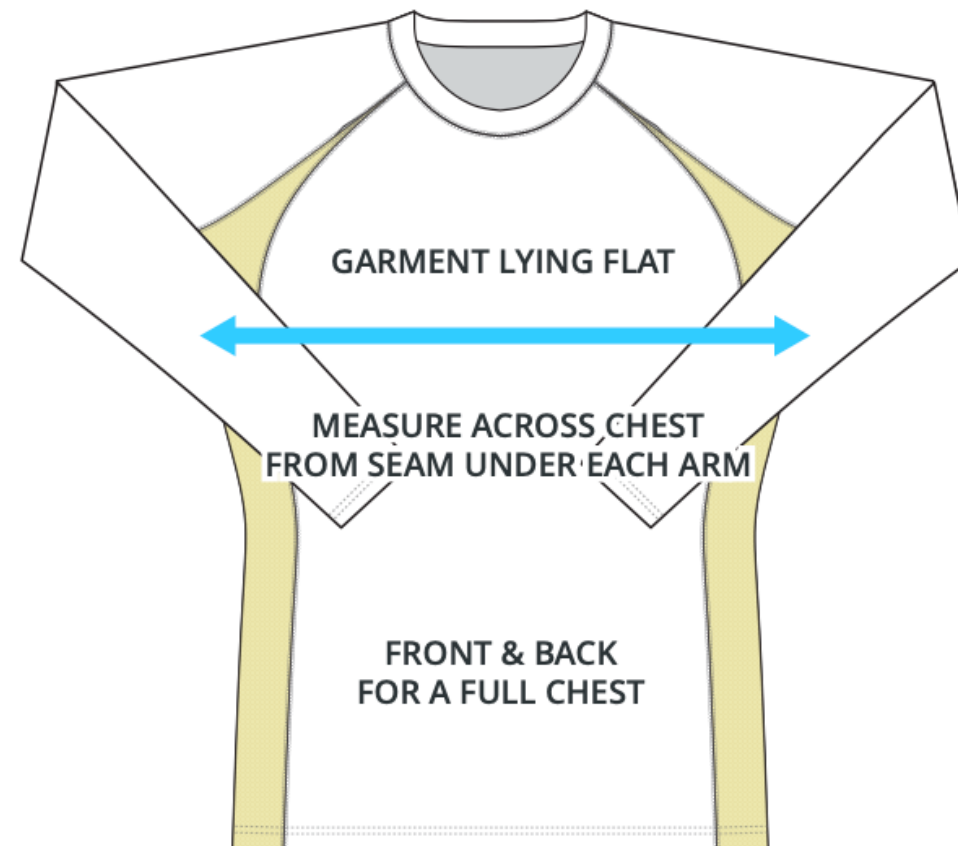
SIZING CHART(cm)	XS	S	M	L	XL	2XL	3XL	4XL
1/2 Chest	40.00	44.00	46.00	50.00	51.00	54.00	55.00	57.00
Front length (HSP)	62.00	64.00	66.00	69.00	71.00	72.00	73.50	75.50

YOUTH SIZING

SIZING CHART(inches)	YXS	YS	YM	YL	YXL
1/2 Chest	11.02	12.60	13.78	14.57	14.96
Front length (HSP)	19.69	21.26	22.05	22.83	23.62

SIZING CHART(cm)	YXS	YS	YM	YL	YXL
1/2 Chest	28.00	32.00	35.00	37.00	38.00
Front length (HSP)	50.00	54.00	56.00	58.00	60.00

HALF CHEST FULL CHEST



To find your size, compare measurements with a similar garment that fits you well.



SENSIBLE GEAR™
CLOTHING FOR EVERYDAY WEAR AND TEAR